

## SPECIFICATIONS


|                               |  |
|-------------------------------|--|
| <b>Medicare Code:</b>         | K0005  |
| <b>Product Weight:</b>        | 26.5 lbs. <sup>1</sup>   |
| <b>Weight Capacity:</b>       | 250 lbs. (350 lbs. with HD configuration)  |
| <b>Seat-to-Floor Heights:</b> | 15"-19.5" front<br>14.5"-19" rear<br>12.5"-16.5" front (Ultra Hemi)<br>12.5"-19" rear (Ultra Hemi) |
| <b>Seat Sizes:</b>            | Width: 14"-21" (HD: 18" - 22")<br>Depth: 14"-20" (HD: 18" - 20")<br>(Available in 1" increments)   |

## COLORS

### METALLIC



Cosmic Silver Pacific Blue Plum Crazy



Purple Haze Rainforest Green

### NON-METALLIC




Yellow Sunshine Blue Sky Green Mantis Pink Flamingo



Red Hot Black Abyss Orange Crush Arctic White

### WATER TRANSFER PRINTING



Snake Skin Black Winter Camo Pink Camo Mossy Oak



American Flags Digital Marine Camo Digital Army Camo Woodland Camo  
(Inset: Digital Woodland Camo)

## OPTIONS

**REAR WHEELS:** 20", 22", 24", 25" & 26" Spinerger wire spoke  
22", 24" 25" & 26" Spinerger Light Extreme (available in red, yellow, blue, white, pink, green, orange and black)  
24", 25" & 26" Spinerger Sport Light Extreme (available in red, yellow, blue, white, pink, green, orange and black)  
20", 22" & 24" Composite mag  
24" heavy duty Skyway Tuff composite mag wheels  
Magic Wheels  
One arm drive system

**TIRES:** 22", 24", 25" & 26" 110 PSI Primo tire  
24" & 26" Aggressive knobby tire  
20", 22", 24" & 26" Everyday gray tire  
20", 22", 24" & 25" Polyurethane tire (24" also available in light gray)  
26" Kenda mountain bike knobby tires (available in black or gray)  
24" & 26" 110 PSI Primo colored tires (available in red, blue or yellow)  
22", 24", 25" and 26" Schwalbe Marathon Plus and Marathon Plus Evolution

**HANDRIMS:** 20", 22", 24", 25" & 26" Aluminum  
22", 24", 25" & 26" Vinyl-coated  
20", 22", 24", 25" and 26" Projection (vertical or 45° oblique)  
22", 24", 25" & 26" Natural-Fit (available in standard or super grip)  
24" Natural-Fit LT (available in standard or super grip)  
24" Spinerger FlexRims  
20", 22", 24" Chrome

**AXLE PLATES:** Standard (0°, 1.5°, 3° camber options)  
Amputee (0°, 1.5°, 3° camber options)

**CASTERS:** 4", 5", 6" & 8" composite  
4", 5" & 6" soft roll  
5" aluminum  
4" light-up casters  
4" colored casters (available in red, blue, green, orange, yellow or clear)  
4", 5", 6" and 8" black, smooth 3-spoke tires  
6" pneumatic and 8" pneumatic or flat-free polyurethane casters

**FORKS:** 5" or 8" quick release forks  
5" or 8" bolt-on forks  
Frog Legs suspension forks  
60mm forks (for use with 8" pneumatic casters only)  
Caster pin locks

**WHEEL LOCKS:** Pull-to-lock Push-to-lock Scissor locks  
Pull-to-lock with extensions Push-to-lock with extensions Hill holder  
Cable-linked, unilateral wheel locks

**ARMRESTS:** 12" tubular swing-away (desk length)  
Height-adjustable drop-in (desk or full length)  
Locking or non-locking, flip-up (depth adjustable only)  
Height-adjustable, flip-back, dual post armrests (desk or full length)

**BACK CANES:** Straight, with or without push handles  
Angle-adjustable, with or without push handles  
8 degree with push handles  
Straight reinforced  
Depth adjustable frame option with fold forward back canes

**BACKS:** Standard nylon sling with convenience pocket  
Tension-adjustable upholstery  
Synergy® Shape Back

**FRONT RIGGINGS:** Aluminum, bi-directional swing-away leg rests, 60°, 70°, 70° tapered, 80° and 90°  
Elevating leg rests with calf pads  
Comfort adjust footplates  
Angle-adjustable foot plates  
Nylon heel loops

**ACCESSORIES:** Height-adjustable, removable anti-tip wheels  
Composite side guards  
Aluminum side guards  
Lap belt  
Quantum® backpack  
Spoke protectors  
Transit securement package  
Gel tubular arm cover  
Case Logic underseat organizer bag  
Embroidered patches  
Combat, cane and crutch holder  
Case Logic cup holder

<sup>1</sup>) Standard configuration: 16" x 16", 19" backrest, sling upholstery, push-to-lock brakes, 24" spoke wheels, 1-3/8" pneumatic tires, 6" casters (not including legrests)

**NOTE:** All options not available in all configurations. Check order form for compatibility.

# Litestream<sup>®</sup> XF



“Experience the performance and durability that I demand.”

– Bryan Anderson  
Quantum Rehab® Spokesperson

(US) 866-800-2002 • (Canada) 888-570-1113 • [www.quantumrehab.com](http://www.quantumrehab.com)

The information contained herein is correct at the time of publication. We reserve the right to alter specifications without prior notice.

**QUANTUM REHAB**<sup>®</sup>  
MOVING FORWARD

[www.quantumrehab.com](http://www.quantumrehab.com)





## The Litestream® XF

ultralight manual wheelchair uses a unique, innovative, rigidizing double X folding frame that delivers the versatility and performance of a rigid frame while folding to a width of only 9" for easy transport. The Litestream XF accepts a broad selection of accessories to meet a wide variety of needs and personal preferences while remaining an excellent overall value. The Litestream XF is also available in an HD configuration that weighs just 39 lbs. and features a cane-to-cane rigidizing bar for added stability.

### REAR WHEELS



20", 22", 24", 25" and 26" high-performance Spineray® wheels feature double-wall rims, with straight-pull spokes for reduced weight and optimal durability



22", 24", 25" & 26" Spineray Light Extreme 12 spoke PBO Fiber wheels

AVAILABLE COLORS:



24", 25" and 26" Spineray Sport Light Extreme 24 spoke PBO Fiber wheels

AVAILABLE COLORS:



20", 22", and 24" Skyway Tuff composite mag wheels are exceptionally durable and low maintenance

Also available:

24" heavy duty Skyway Tuff composite mag wheels with aluminum handrim



Magic Wheels feature two gears to address real-life situations – 1st gear, for level ground and 2nd gear, providing a 100-percent increase in hill climbing torque



24" lightweight, quick-release, one arm drive system with aluminum handrim

### CASTERS



4", 5", 6" & 8" composite casters feature precision bearings and long-life poly tires



4", 5" and 6" soft-roll casters smooth lumps and bumps in everyday use



5" aluminum casters with precision bearings and polyurethane tires



4" light-up casters



4" colored casters available in red, blue, green, yellow, orange or clear



4", 5", 6" & 8" black, smooth 3-spoke tires



6" pneumatic casters



8" pneumatic or flat-free polyurethane casters

### HANDRIMS



20", 22", 24", 25" and 26" Projection Handrim (vertical or 45° oblique)



24" Spineray FlexRims



22", 24", 25" and 26" Natural-Fit and 24" Natural-Fit LT Handrim (available in standard or super grip)

(Aluminum, vinyl coated & chrome handrims also available but not shown)


### TIRES



24" & 26" Aggressive Knobby Tire



20", 22", 24" & 26" Everyday Gray Tire



20", 22", 24" & 25" Polyurethane Tire (24" also available in light gray)



22", 24", 25" & 26" 110 PSI Primo Tire




24" and 26" 110 PSI Primo Colored Tire



26" Kenda Mountain Bike Knobby Tires



22", 24", 25" and 26" Schwalbe Marathon Plus Evolution



22", 24", 25" and 26" Schwalbe Marathon Plus

### FORKS



Frog Legs suspension fork



8" fork Available as quick release or high angle bolt-on




5" fork

Quick-release 60mm fork (for use with 8" pneumatic or flat-free polyurethane casters only)




Caster pin lock (available as bolt-on only)

### WHEEL LOCKS



Pull-to-lock



Scissor lock



Pull-to-lock with extension



Push-to-lock with extension



Hill holder



Cable-linked, unilateral wheel locks (for use with one arm drive system)



Push-to-lock

### LEGRESTS



Elevating bi-directional leg rests with swing-away calf pads



60°, 70°, 70° tapered, 80° and 90° aluminum bi-directional swing-away leg rests



10-degree comfort adjust footplates in 4.25", 5" and 6" widths



Angle adjustable footplates in 5.5", 6.5" and 7.5" widths




Nylon heel loops

### BACK OPTIONS



Depth adjustable frame option with fold forward back canes



Tension-adjustable upholstery



Standard nylon sling



Synergy® SHAPE back

### TRANSIT SECUREMENT




The Transit Securement Package allows convenient securement of the Litestream XF for safe transport. For additional information, please refer to the Transit Securement Package brochure.

### ACCESSORIES AND PERSONALIZATION



Height-adjustable anti-tips



Composite side guards



Aluminum side guards



Spoke protector



Case Logic cup holder



Embroidered Patches (Available: Army, Navy, Air Force, Marines, Coast Guard and Purple Heart)



Quantum® backpack



Case Logic underseat organizer bag



Combat, cane & crutch holder



12" tubular, swing-away, desk-length armrests (shown with optional gel arm covers)



Height-adjustable, flip-back, dual post armrests (desk or full length)



Locking or non-locking, flip-up armrests (for use with depth adjustable option only)



Height-adjustable drop-in armrests (desk or full length)